



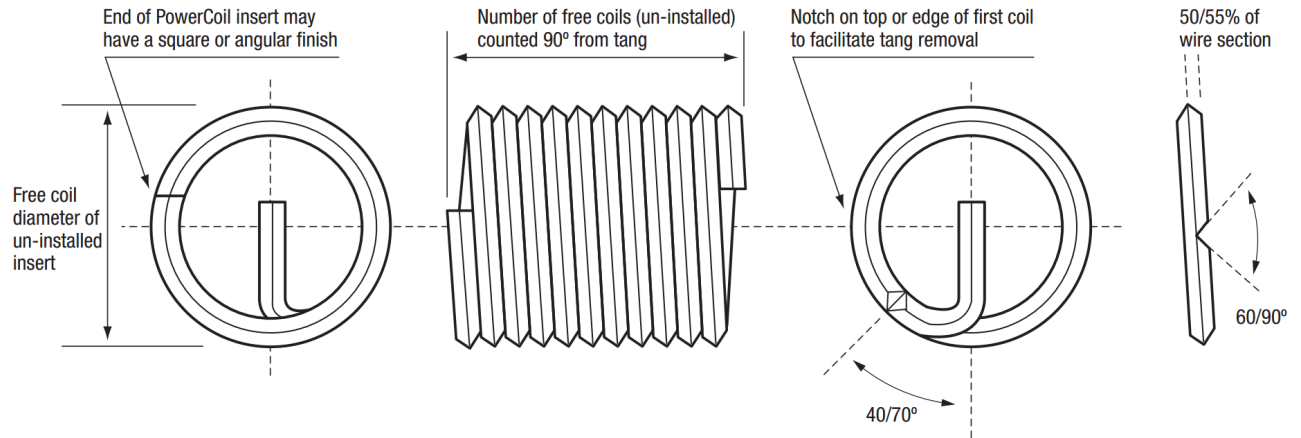
Insert Part Number		3523-20.00X2.0D-MA
Insert Thread Form		Metric Fine
Nominal Thread Size		M20 X 1.50
Insert Length Q (installed)	D	2.0D
Insert Length Q (installed)	mm	40.00
Insert Material		304 Stainless Steel
Insert Coating/Plating		-
Military Standard	#	MA3279-222
National Aerospace Standard	#	
Federal Stock	#	
National Stock / NATO	#	

Optimum thread performance with Wire Thread Inserts is achieved when the inserts are installed 1/2 to 1 pitch below the surface of the tapped hole. This means that the actual length of an installed insert is equal to dimension Q less 1/2 to 1 pitch. Dimensions S and T allow for tap end clearance of intermediate taps. When using Bottoming and Spiral Flute Taps these dimensions maybe reduced by an amount equal to 2 thread pitches. Any countersink depths must be added to these dimensions.

COMPATIBLE POWERCOIL INSTALLATION AND REMOVAL TOOLS	
TOOL TYPE	Part #
Hand Installation Tool	-
Tang Break Tool	-
Removal Tool	3500-RT3
Machine Installation Tool	-
Mandrel Installation Tool	-
Captive Prewinder Tool	-
Non-Captive Prewinder Tool	3523-20.00HIP
Spring Loaded tang Break Tool	-
Pneumatic Front end assembly (FEA)	-
FEA Mandrel	-
FEA Nozzle	-
Pneumatic Tool	-

powercoil.com.au

PowerCoil is a registered trademark of Bordo International Pty Ltd Australia



DRILLED HOLE DIMENSIONS INTERMEDIATE/PLUG TAP

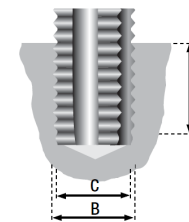
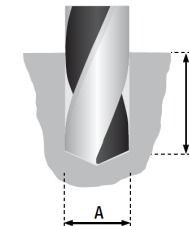
Drill Size	mm	20.50
Drill Part Number		2654-20.50
Drill Size inch	inch	13/16
Drill Part Number inch		2651-13/16
A Minor Diameter inimum	mm	20.325
A Minor Diameter maximum	mm	20.561
S Drilling Depth minimum	mm	46.75

TAPPED HOLE DIMENSIONS

Tap Size	STI		M20 X 1.50
Tap Size	-		-
B Major Diameter		mm	21.949
C Pitch Diameter MIN		mm	20.974
C Pitch Diameter MAX	5H	mm	21.067
C Pitch Diameter MAX	6H	mm	21.099
T Tapping Depth MIN		mm	45.25
Power Coil Tap Part Number	STI	Taper	3523-20.00T
Power Coil Tap Part Number	STI	Intermediate	3523-20.00I
Power Coil Tap Part Number	STI	Bottoming	3523-20.00B
Power Coil Tap Part Number	STI	SpiralPoint	-
Power Coil Tap Part Number	STI	SpiralFlute	-

INSERT SPECIFICATIONS

E Fitted Minor Diameter	mm	18.376
Q Nominal Length Installed	mm	40.00
Free Coil Diameter minimum	mm	23.15
Free Coil Diameter maximum	mm	24.00
Free Coils minimum	#	22.40
Free Coils maximum	#	24.40



IMPORTANT The success of any drilling and tapping operation is dependant upon many factors -type of material being cut, cutting speed, coolant, equipment being used - and it is not possible to give specific drill sizes for each material. Drill sizes shown are recommendations only and PowerCoil would strongly suggest that independent testing be performed for specific and critical applications. When using wire thread inserts it is important that the drilling and tapping diameters and lengths shown are adhered to.

The figures outlined in these tables encompass effective free coil tolerances for most globally recognized standards and manufacturers, including those of reduced diameter wire thread inserts.

Number of Free Coils – the number of coils on an un-installed insert counted along the insert length 90° from the tang.

