



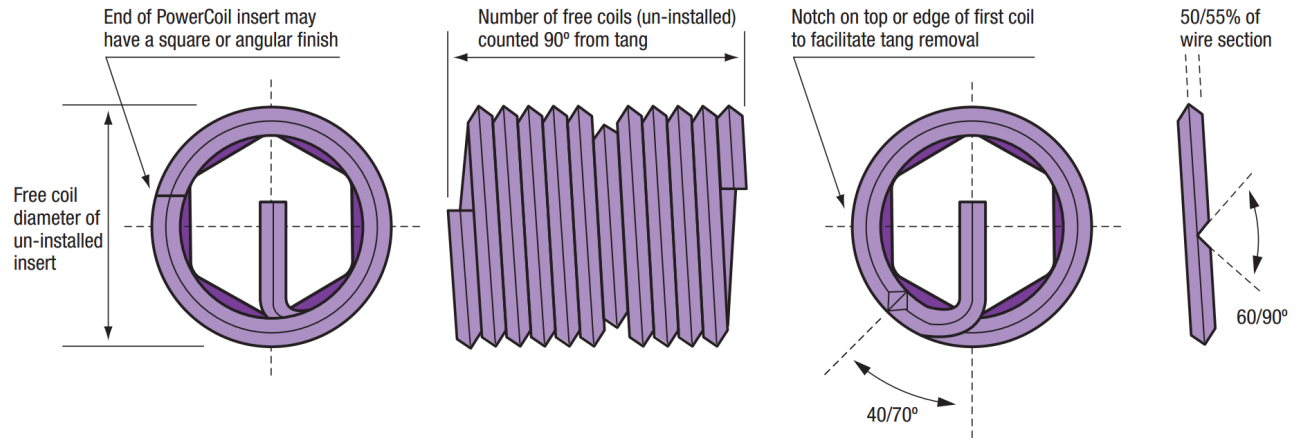
Insert Part Number		3532-2GX1.0DSL
Insert Thread Form		Unified National Coarse - UNC
Nominal Thread Size		2 X 56
Insert Length Q (installed)	D	1.0D
Insert Length Q (installed)	inch	0.0860
Insert Material		304 Stainless Steel
Insert Coating/Plating		-
Military Standard	#	MS21209-C0210
National Aerospace Standard	#	NASM21209-C0210
Federal Stock	#	5340-855-7892
National Stock / NATO	#	5325-00-855-7892

Optimum thread performance with Wire Thread Inserts is achieved when the inserts are installed 1/2 to 1 pitch below the surface of the tapped hole. This means that the actual length of an installed insert is equal to dimension Q less 1/2 to 1 pitch. Dimensions S and T allow for tap end clearance of intermediate taps. When using Bottoming and Spiral Flute Taps these dimensions maybe reduced by an amount equal to 2 thread pitches. Any countersink depths must be added to these dimensions.

COMPATIBLE POWERCOIL INSTALLATION AND REMOVAL TOOLS	
TOOL TYPE	Part #
Hand Installation Tool	-
Tang Break Tool	3500-TB2
Removal Tool	3500-RT1
Machine Installation Tool	3532-2GMIT
Mandrel Installation Tool	-
Captive Prewinder Tool	3532-2GHIP
Non-Captive Prewinder Tool	-
Spring Loaded tang Break Tool	3500-STB1
Pneumatic Front end assembly (FEA)	3532-2GMIP
FEA Mandrel	3532-2GMIPM
FEA Nozzle	3532-2GMIPN
Pneumatic Tool	3500-MIP1

powercoil.com.au

PowerCoil is a registered trademark of Bordo International Pty Ltd Australia



DRILLED HOLE DIMENSIONS INTERMEDIATE/PLUG TAP

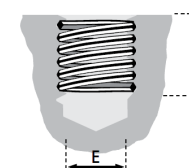
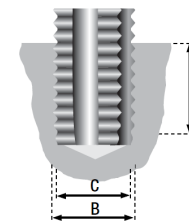
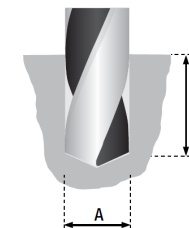
Drill Size	mm	2.40
Drill Part Number		2007-2.40
Drill Size inch	inch	#41
Drill Part Number inch		2013-41
A Minor Diameter inimum	inch	0.090
A Minor Diameter maximum	inch	0.094
S Drilling Depth minimum	inch	0.166

TAPPED HOLE DIMENSIONS

Tap Size	STI		UNC 2 X 56
Tap Size	-		-
B Major Diameter		inch	0.1092
C Pitch Diameter MIN		inch	0.0976
C Pitch Diameter MAX	2B	inch	0.0989
C Pitch Diameter MAX	1B	inch	0.100
T Tapping Depth MIN		inch	?0.148
Power Coil Tap Part Number	STI	Taper	3532-2GT
Power Coil Tap Part Number	STI	Intermediate	3532-2GI
Power Coil Tap Part Number	STI	Bottoming	3532-2GB
Power Coil Tap Part Number	STI	SpiralPoint	3532-2GSP
Power Coil Tap Part Number	STI	SpiralFlute	3532-2GSF

INSERT SPECIFICATIONS

E Fitted Minor Diameter	inch	0.0667
Q Nominal Length Installed	inch	0.0860
Free Coil Diameter minimum	inch	0.108
Free Coil Diameter maximum	inch	0.119
Free Coils minimum	#	2.80
Free Coils maximum	#	3.10



IMPORTANT The success of any drilling and tapping operation is dependant upon many factors -type of material being cut, cutting speed, coolant, equipment being used - and it is not possible to give specific drill sizes for each material. Drill sizes shown are recommendations only and PowerCoil would strongly suggest that independent testing be performed for specific and critical applications. When using wire thread inserts it is important that the drilling and tapping diameters and lengths shown are adhered to.

The figures outlined in these tables encompass effective free coil tolerances for most globally recognized standards and manufacturers, including those of reduced diameter wire thread inserts.

Number of Free Coils – the number of coils on an un-installed insert counted along the insert length 90° from the tang.

